

A WHOLE NEW PERSPECTIVE

Refinitiv's China data

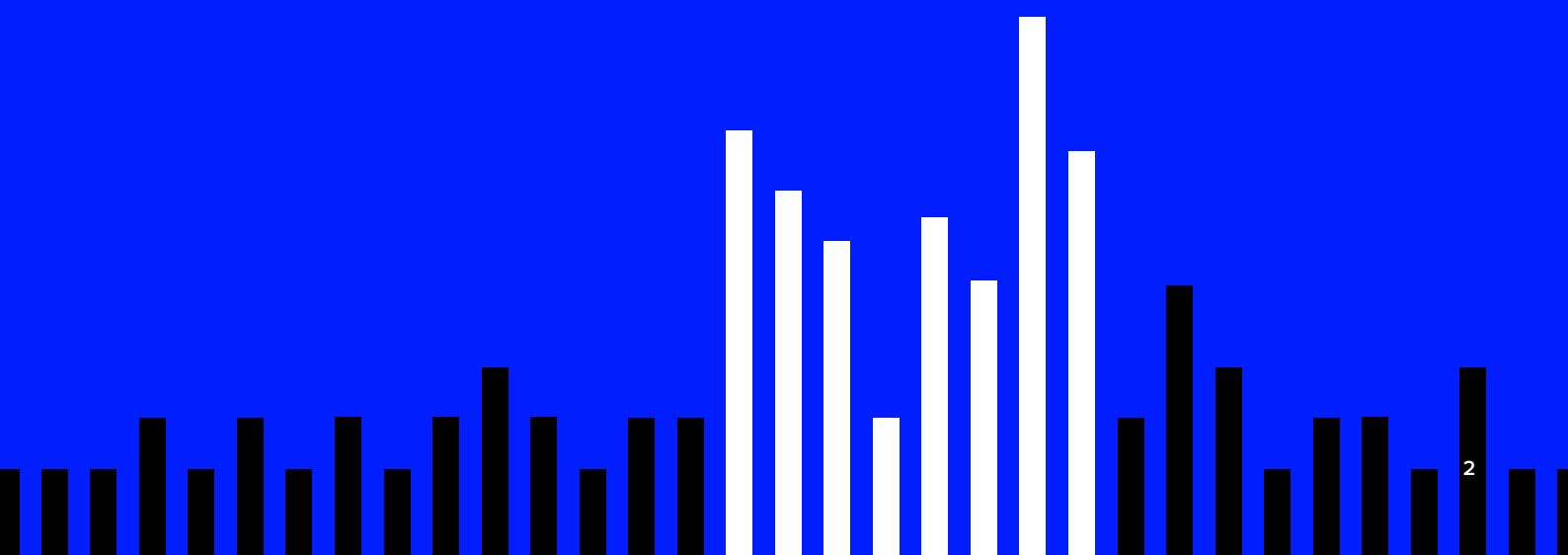


REFINITIV™

DATA IS JUST
THE BEGINNING



China has grown over the last two decades to become the world's second largest economy. Refinitiv is well positioned to provide invaluable market data on China, our financial platforms have expanded along with this burgeoning economy. Our market leading coverage ensures we can help to navigate through the opportunities and risks this region is now presenting, depending on your market focus.



MARKETS

We have a wealth of data on the Chinese markets for investment, insight and research purposes.

This data can be managed and analyzed through our platforms, view from an aggregate level, via sectors and industries; or down to a company level, via stock profiling, business fundamentals, event/filing transcripts, ESG governance data, ownership and company financials.

The widest asset class coverage, our platforms are connected to the major exchanges offering real time and historical instrument pricing.

REGION

Refinitiv has extensive macroeconomic provincial, county and city level data, that is sourced from a combination of extensive local and well established international sources, some unique to Refinitiv.

These data sources become more pivotal as China moves towards one of the world's largest consumer economies within the G20. Monitor the population without in-country bias, with our China specialists Fathom Consulting, skilled in normalizing data from our 1550+ sources offering fresh insight on official statistics.

OPPORTUNISTIC

We can help monitor specific investment projects in China; get access to unparalleled coverage of financing deals and primary capital markets; get a better understanding of where to invest; secure accurate, up-to-date country risk ratings; evaluate lending and secularization, identify deals and de-risk investment exposure.

One of the ways we have done this is by partnering our data platforms with our technology expertise, to build the Belt and Road Initiative (BRI) interactive investment map, for detailed discovery for project intelligence and financing data.



WHY REFINITIV

1

China coverage, unique content sets and sizes only available through our platforms

2

Extensive range of tools and technology to provide access to this content (Eikon, Datastream, Real-time and Non real-time feeds)

3

Asset class coverage, the largest range of market instruments


4

Unmatched global peer business fundamentals, to appropriately benchmark chinese companies



EIKON PLATFORM & REAL-TIME FEEDS

Coverage of real-time equities, fixed income and commodities from the major chinese exchanges, with our own China Price Discovery feature to improve navigation across asset classes and content.



CONNECTED TO MAJOR CROSS BORDER EXCHANGES:

Shanghai-Hong Kong Connect

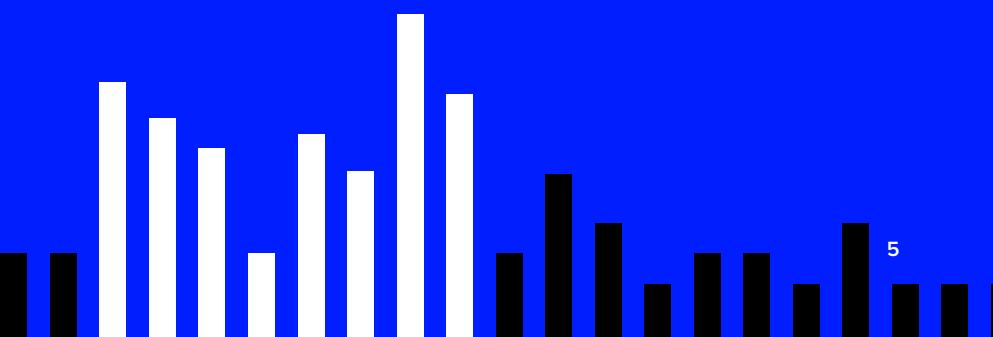
Shenzhen-Hong Kong Connect

Dalian Commodity Exchange (DLC)

Zhengzhou Commodity Exchange (ZHC)

Shanghai International Energy Exchange (INE)

London-Shanghai Connect (Launching Soon)



MARKETS

The screenshot displays a comprehensive financial data dashboard with the following sections:

- FOREIGN EXCHANGE:** Shows RMB Exchange Rate with columns for Name, Bid, Ask, Net Chg, % Chg, Contributor, Exchange, and % YTD. Data points include CNY (Bid: 6.9041, Ask: 6.9071, Net Chg: -0.0097) and CNY (Bid: 6.9279, Ask: 6.9285, Net Chg: -0.0043).
- TREASURY BONDS:** Lists bonds with columns for Tenor, Bid Yld, Ask Yld, Net Chg, and ALLO. Includes 3Y, 5Y, 7Y, and 10Y tenors.
- POLICY BANK BONDS:** Lists bonds with columns for Tenor, Bid Yld, Ask Yld, Net Chg, and ALLO. Includes 3Y, 5Y, 7Y, and 10Y tenors.
- AAA MTN:** Lists bonds with columns for Tenor, Bid Yld, Ask Yld, Net Chg, and ALLO. Includes 3Y and 5Y tenors.
- RMB INDICES:** Shows indices with columns for Index, Last, and Pct Chg. Includes CFETS RMB (Last: 93.61) and BIS CNY.
- FX SPOT:** Shows spot rates for various currencies with columns for Currency, Bid, Ask, and Net Chg. Includes EUR, GBP, JPY, CAD, AUD, and CHF.
- CENTRAL PARITY RATE:** Shows the central parity rate for CNY (Last: 6.8990, Date: 30-May-2019).
- Other sections visible:** BENCHMARK BONDS, EQUITY INDICES, and COMMODITIES.

FX/Money Market: Coverage for FX spots & crosses, forwards, Options, FRAs, deposits. Tick by tick and snapshot data from China Foreign Exchange Trade System (CFETS). Interdealer Brokers' data including TP ICAP, CFETS-NEX, Ping An Tradition, BGC and Nittan.

Equities: Across real time exchanges in excess of 3.7K stocks offering live pricing data.

Fixed Income: Over 30k live bonds listed on China Interbank Market, Shanghai Stock Exchange & Shenzhen Stock Exchange, and Private Placement Notes. Bond settlement pricings, bond indices, bond valuation and yield curves from China Central Depository & Clearing Co Ltd (CCDC) China Foreign Exchange Trade System (CFETS); and Shanghai Clearing House (SHCH).

Commodities: Extensive coverage for agriculture, metals, power and energy data as available from several local and international sources (e.g. Dalian Commodity Exchange, Zhengzhou Commodity Exchange, Shanghai Futures Exchange, INE, SGE, Antaika, COFEED, JCI, Custeel, SHMET, SMM)

Environmental, Social and Governance (ESG): Coverage for 370+ active Chinese companies available with peer view and as standardized reports, including resources use, emissions, innovation, ESG controversies score and many others.

Capitalize on our wealth of data and open platforms for pre-trade insight, market analysis and portfolio management

Deals: Market-leading league tables and transaction data covering M&A (over 1 m transactions), debt (about 800k issues), equity (about 270k issues) and loans (about 275k issues).

Public and Private: Data on 320k companies offering screening capability for some 96k private companies out, of our broader universe over 1.4 million private companies worldwide.

Fundamentals*: We provide as-reported and standardized financials data for 11.3k active Chinese companies.

Officers and Directors*: Comprehensive coverage with excellent depth on all China-listed companies over 3.5k public and 3k private companies, which includes nearly 48k active and 46k inactive officers.

Earnings Estimates: Coverage globally with strong and growing coverage of Chinese companies, from leading global and domestic brokers, covers over 3.5k Chinese companies.

Events: Competitive coverage of most-watched Chinese companies' corporate earnings events, conference calls, transcripts, guidance covering actively over 4k companies.

Corporate Actions: Deep coverage of all corporate actions types for all listed equities on Shanghai and Shenzhen exchanges (over 3.5k companies).

Historical time series: Complete intraday and end of day pricing for equities, commodities, futures and options.

Fund Lipper Data*: Excellent coverage on just over 7k China-based funds with pricing and performance data, and over 2.3k funds with full holdings data.

In addition we provide deep market coverage for the Chinese market on Private Equity, Ownership, Research (Aftermarket & Real-time), Filings*, Business Intelligence*, Institutional Profiles.

*Denotes that content (or portion of the content) is also available in Chinese language

Datastream has the most comprehensive global financial historical time series, with market leading charting capabilities integrated with Microsoft Office, used by renowned economists, strategists and research communities.

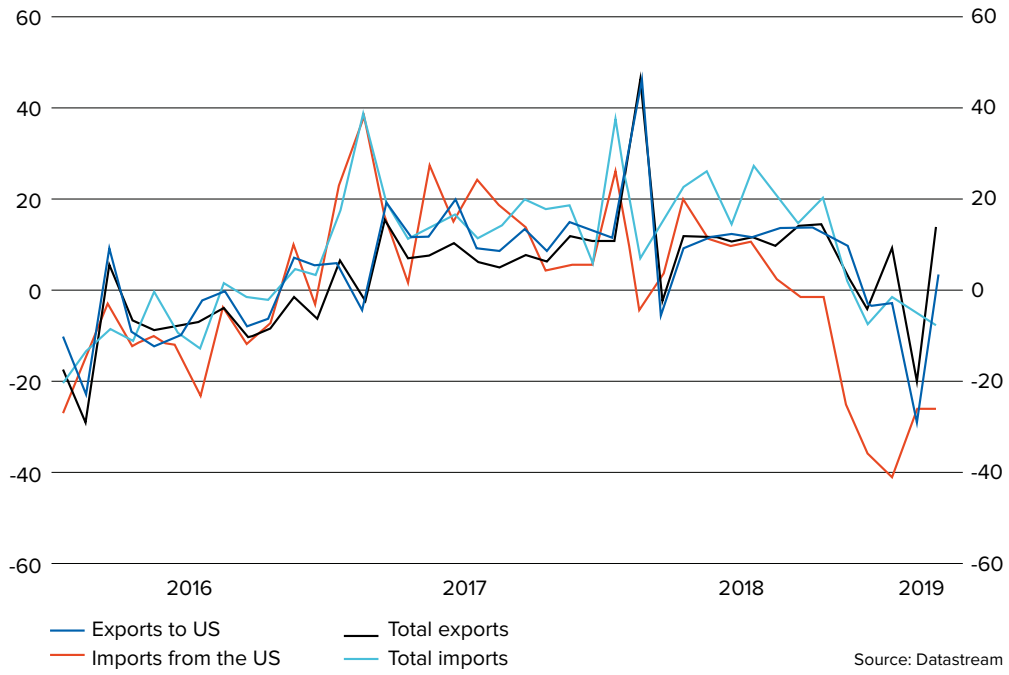
MACROECONOMICS

Over the last two years China's growth has been extraordinary. In terms of GDP, China is second only to the United States and it is catching up. Explore Refinitiv's increased coverage of China economic data to gain an analytical advantage.

- Choose between 350,000+ series direct from over 120 sources including China's National Bureau of Statistics, China Customs, The Peoples Bank of China + many more.
- Get detailed coverage of the 22 core and growth industries for the region.
- Access leading international data sets from global organizations such as OECD, IMF, World Bank, Oxford Economics
- Use expert China forecasts from specialist international organizations as Oxford Economics, EIU, Consensus Economics and Reuters Polls.
- Get unique insights from our specialist China macroeconomic partner Fathom consultants, access large variety of proprietary China indicators including: China Momentum Indicator, China Exposure Index, Sovereign Fragility Index, Financial Vulnerability Indicator.

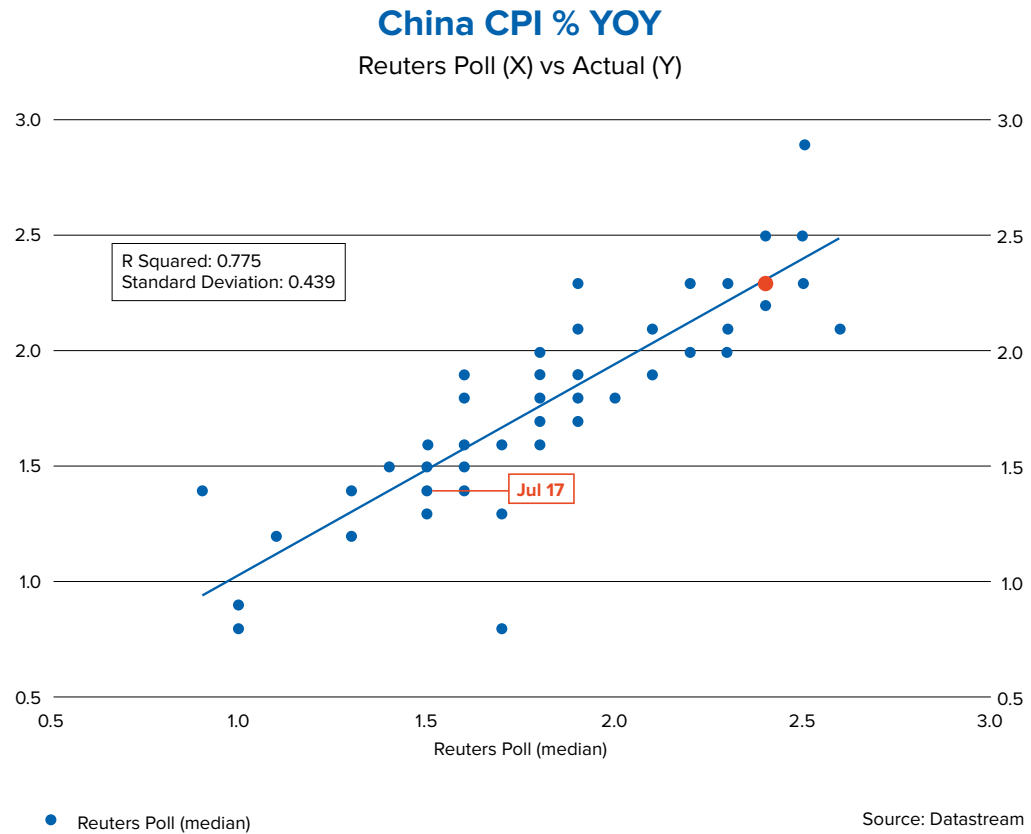
CHINA EXPORTS TO US AND IMPORTS FROM US

Twelve month percentage changes



CHINA CPI % YOY

Reuters Poll (X) vs Actual (Y)



BELT AND ROAD INITIATIVE (BRI)

The immense scale of Belt and Road Initiative presents a unique set of opportunities – and risks – for global investors. The unprecedented creation of new ports, airports, roads and railroads in key developing countries will dramatically reduce the cost of trade and increase the ease of doing business in these areas. Transforming connections between Asia and the rest of the world and opening up investment areas in key economic sectors.

The BRI Connect solution helps to put our clients at the forefront of this project. Its ease of screening through deals and projects makes a more engaging way of discovering opportunities. Our broader parameters of BRI projects gives us a more comprehensive database. We cover:

- \$3.7 Trillion related to infrastructure investments across industries
- Across more than 100 countries (including 84 signed BRI MOU countries).
- Covers over 2600 projects
- Covers over 3500 organizations involved in BRI projects

The interactive map is the physical tool for filtering and drilling down to a more granular basis around investments. Get various views, explore projects for example along economic corridors or by delivery schedule and bidders.

Discover our BRI app to assess risks and rewards of this project



Unique content
sets and sizes only
available through
our platforms.

Visit refinitiv.com

